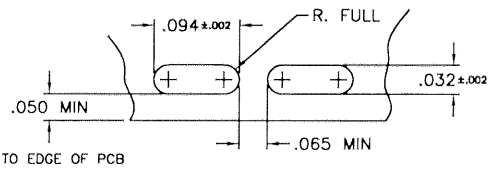
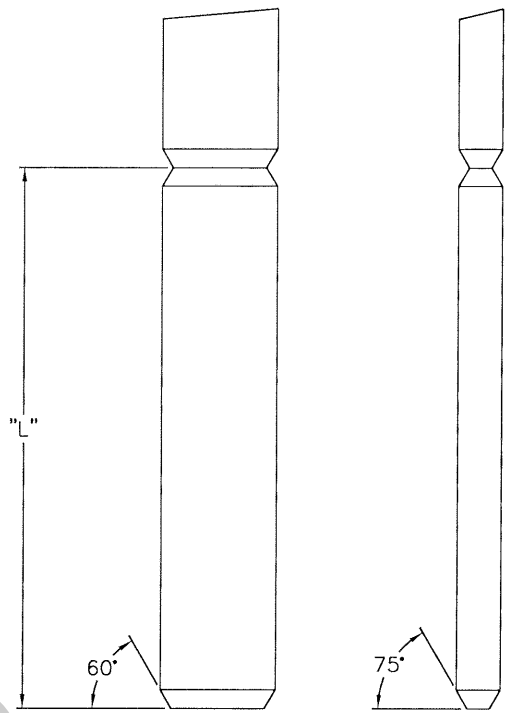
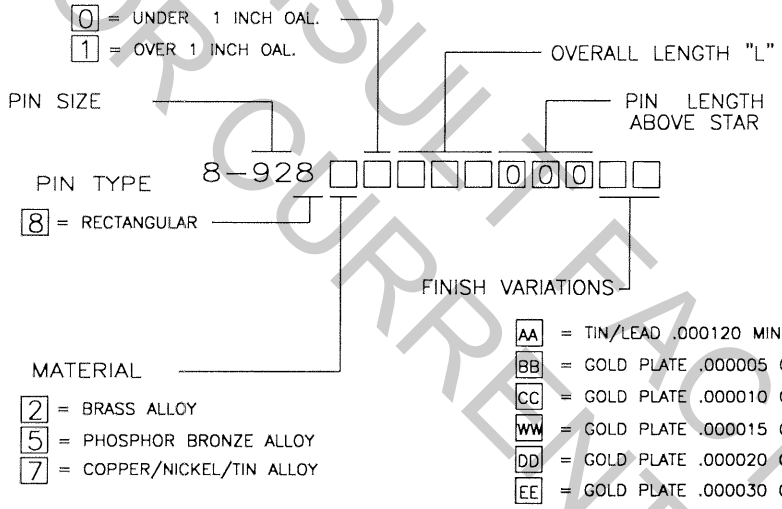


REV	REVISION RECORD	ECN	BY	APVD	DATE
A	INITIAL RELEASE		JB	JB	6-11

NOTE: UNLESS OTHERWISE SPECIFIED

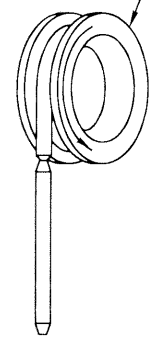
1. INTERPRET DRAWING IN ACCORDANCE WITH ANSI Y14.5-1982.
2. REMOVED
3. PITCH CONSISTENCY TO BE WITHIN  $\pm 0.005$  OVER 3.000 INCHES.
- △ PART TO BE SUPPLIED ON A CONTINUOUS REEL.
5. ALL DIMENSIONS APPLY AFTER PLATING.

PART NUMBER BREAKDOWN



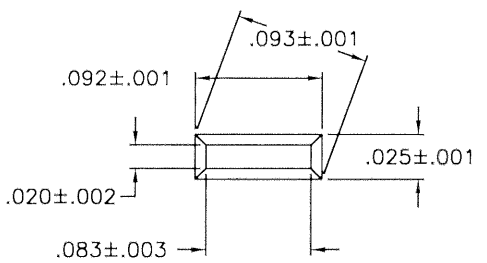
RECOMENDED UNPLATED PUNCHED HOLE

△ REELING ORIENTATION  
AP/2 REEL  
(24" O.D. x 20" I.D.)



PIN WITH NO STAR

CUSTOMER DRAWING



DETAIL

ALL DIMENSIONS ARE IN INCHES DECIMAL: XX = ±.01 XXX = ±.005 ANGULAR: ±5°		AUTOSPlice INC. 10121 Barnes Canyon Road San Diego, California 92121 (619) 532-0077
	THIRD ANGLE PROJECTION 	DRAWN BY <b>MAC M</b> APPROVED BY <b>J BIANCA</b>
TITLE <b>AUTOPIN/2 DETAIL          PART DRAWING</b>	DATE 6-05-96	DATE 6-05-96
SIZE <b>C</b>	FSCM NO. <b>0AE89</b>	ORDER NUMBER <b>C8-928000000000</b>
SCALE: NONE	CAD FILE NO. C08-928000X AND REV.	SHEET 1 OF 1